
BEAN PRICE BENCHMARK SURVEY

Published: 29/05/2020

Number of companies participated: 11

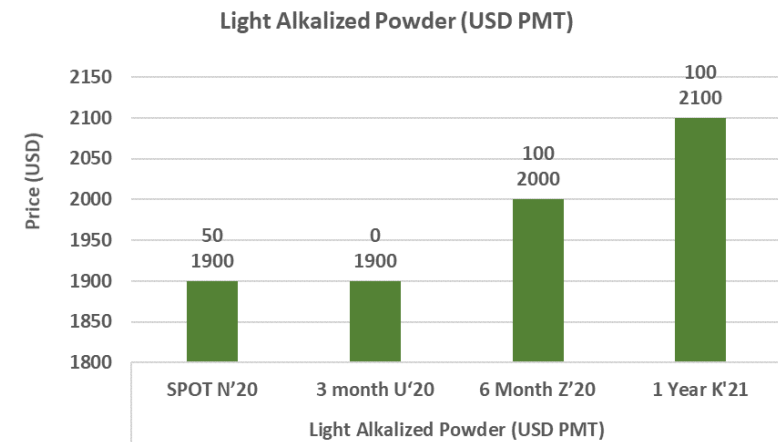
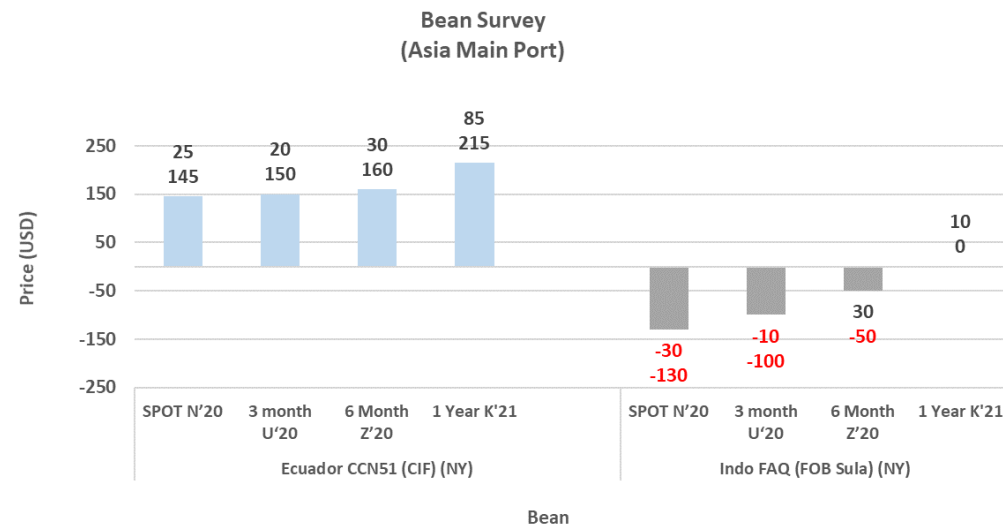
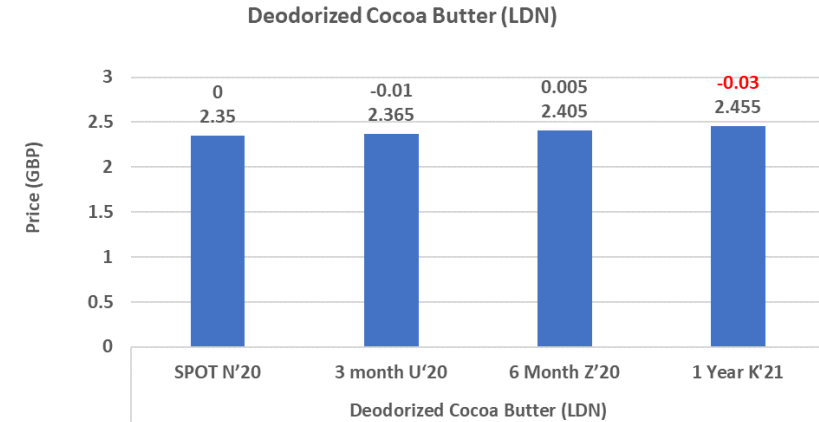
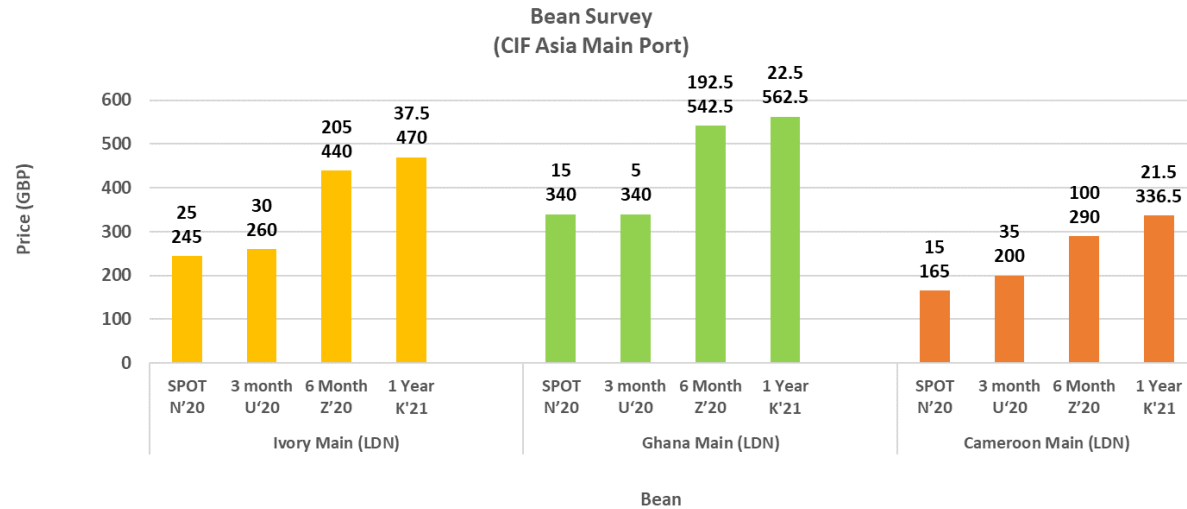
Source: CAA Members

Disclaimer: This document is for information purposes only and is not, and should not be construed as, an offer or a commitment by CAA to enter into a transaction. The information contained in this document is for information only and not to be relied upon by the recipient as authoritative or taken in substitution for the exercise of judgement by any recipient. This document may not be reproduced, distributed or published, in whole or part, for any purpose, except with the prior written consent of CAA. By accepting this document, you agree to be bound by the foregoing restrictions. Please email enquiry@cococaasia.org to be removed from this mailing list.

Formula: Median value.



Bean Price Benchmark Survey – May 2020



Bean Price Benchmark Survey – Historical

SURVEY	PRICE BENCHMARK SURVEY (MEDIAN VALUE)	OPTION MTH	Oct-19	Nov-19	Dec-19	Jan-20	Feb-20	Mar-20	Apr-20	May-20
Bean Survey (CIF Asia Main Port)	Ivory Main (LDN)	SPOT	227.50	240.00	250.00	250.00	240.00	235.00	220.00	245.00
		3 month	250.00	250.00	240.00	240.00	240.00	230.00	230.00	260.00
		6 Month	260.00	250.00	250.00	245.00	250.00	230.00	235.00	440.00
		1 Year	405.00	450.00	415.00	415.00	430.00	450.00	432.50	470.00
	Ghana Main (LDN)	SPOT	320.00	360.00	370.00	345.00	340.00	340.00	325.00	340.00
		3 month	350.00	370.00	350.00	350.00	350.00	340.00	335.00	340.00
		6 Month	360.00	370.00	370.00	350.00	350.00	350.00	350.00	542.50
		1 Year	505.00	550.00	520.00	520.00	530.00	555.00	540.00	562.50
	Cameroon Main (LDN)	SPOT	120.00	100.00	120.00	125.00	120.00	160.00	150.00	165.00
		3 month	150.00	100.00	125.00	130.00	120.00	160.00	165.00	200.00
		6 Month	160.00	110.00	125.00	130.00	120.00	200.00	190.00	290.00
		1 Year	185.00	90.00	230.00	250.00	255.00	330.00	315.00	336.50
	Ecuador CCN51 (CIF) (NY)	SPOT	120.00	120.00	130.00	120.00	140.00	100.00	120.00	145.00
		3 month	130.00	132.50	125.00	140.00	150.00	112.50	130.00	150.00
		6 Month	140.00	140.00	132.50	140.00	150.00	115.00	130.00	160.00
		1 Year	150.00	145.00	205.00	200.00	230.00	130.00	130.00	215.00
Indo FAQ (FOB Sula) (NY)	SPOT	(135.00)	(150.00)	(120.00)	(100.00)	(100.00)	(100.00)	(100.00)	(130.00)	
	3 month	(130.00)	(105.00)	(120.00)	(100.00)	(95.00)	(100.00)	(90.00)	(100.00)	
	6 Month	(120.00)	(100.00)	(105.00)	(100.00)	(87.50)	(90.00)	(80.00)	(50.00)	
	1 Year	(62.50)	-	5.00	5.00	5.00	(5.00)	(10.00)	-	
Product Survey (FOB Asia Main Port)	Deodorized Cocoa Butter (LDN)	SPOT	2.46	2.46	2.45	2.42	2.40	2.36	2.35	2.35
		3 month	2.43	2.44	2.41	2.40	2.38	2.38	2.38	2.37
		6 Month	2.45	2.45	2.42	2.41	2.40	2.40	2.40	2.41
		1 Year	2.55	2.55	2.56	2.54	2.48	2.47	2.49	2.46
	Light Alkalized Powder (USD PMT)	SPOT	2,100.00	2,050.00	2,050.00	2,050.00	2,050.00	1,925.00	1,850.00	1,900.00
		3 month	2,100.00	2,050.00	2,075.00	1,850.00	2,025.00	2,000.00	1,900.00	1,900.00
		6 Month	2,100.00	2,050.00	2,100.00	2,000.00	2,050.00	2,025.00	1,900.00	2,000.00
		1 Year	2,175.00	2,200.00	2,150.00	2,125.00	2,137.50	2,125.00	2,000.00	2,100.00